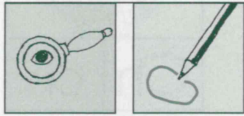



Name:

Datum:



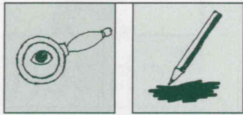
ch b B D b ch P  
 Ch sch Ch a Ch  
 u u d b Ch sch  
 c Ch ch p c D  
 n D ch ch Ch  
 ch d Ch p ch  
 c D sch c a b C

Suchen und Umkreisen von Chch



Name:

Datum:



C c s v b  
 c s o c S  
 P Sch sch c  
 n sch Sch sch c  
 A Sch sch sch Sch sch b  
 D sch Sch sch o  
 S o b P S D sch v S

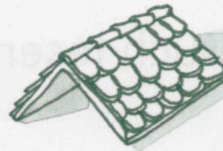


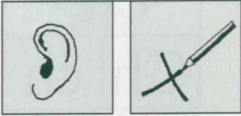
Suchen und Ausmalen von Schsch;  
 Kontrolle: Wenn die richtigen Buchstabenfelder ausgemalt sind, entsteht ein Schuh.

Name:

Datum:



90



Heraushören und Ankreuzen von Chch

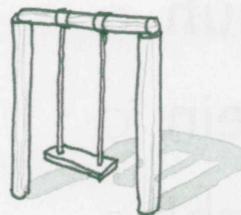
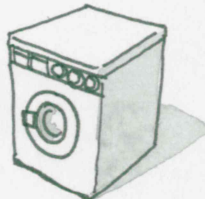


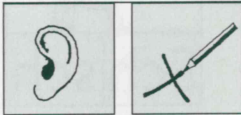


Name:

Datum:



91




Heraushören und Ankreuzen von Schsch

Übungen

VOLK UND WISSEN



- Lies leise die Wörter!
- Schneide sie aus!
- Suche das Bild dazu und klebe es auf!
- Schreibe das Wort noch einmal darunter!



[Empty box]

Oster




[Empty box]

Oster



[Empty box]

Oster



[Empty box]


Oster



[Empty box]


Oster

Osterei
Osternest
Osterhase
Osterblume
Osterbild
Ostertisch
Ostertasche
Osterschale
Osterteller




[Empty box]

Oster



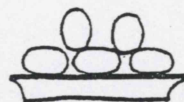
[Empty box]

Oster



[Empty box]


Oster



[Empty box]

Oster

Lies leise! Unterstreiche alle Namenwörter!



Bald ist Ostern

Die Sonne scheint schon warm.

Auf der Wiese sehe ich bunte Blumen. Da! Ein Hase mit einer Tasche! Ob er Ostereier drin hat?

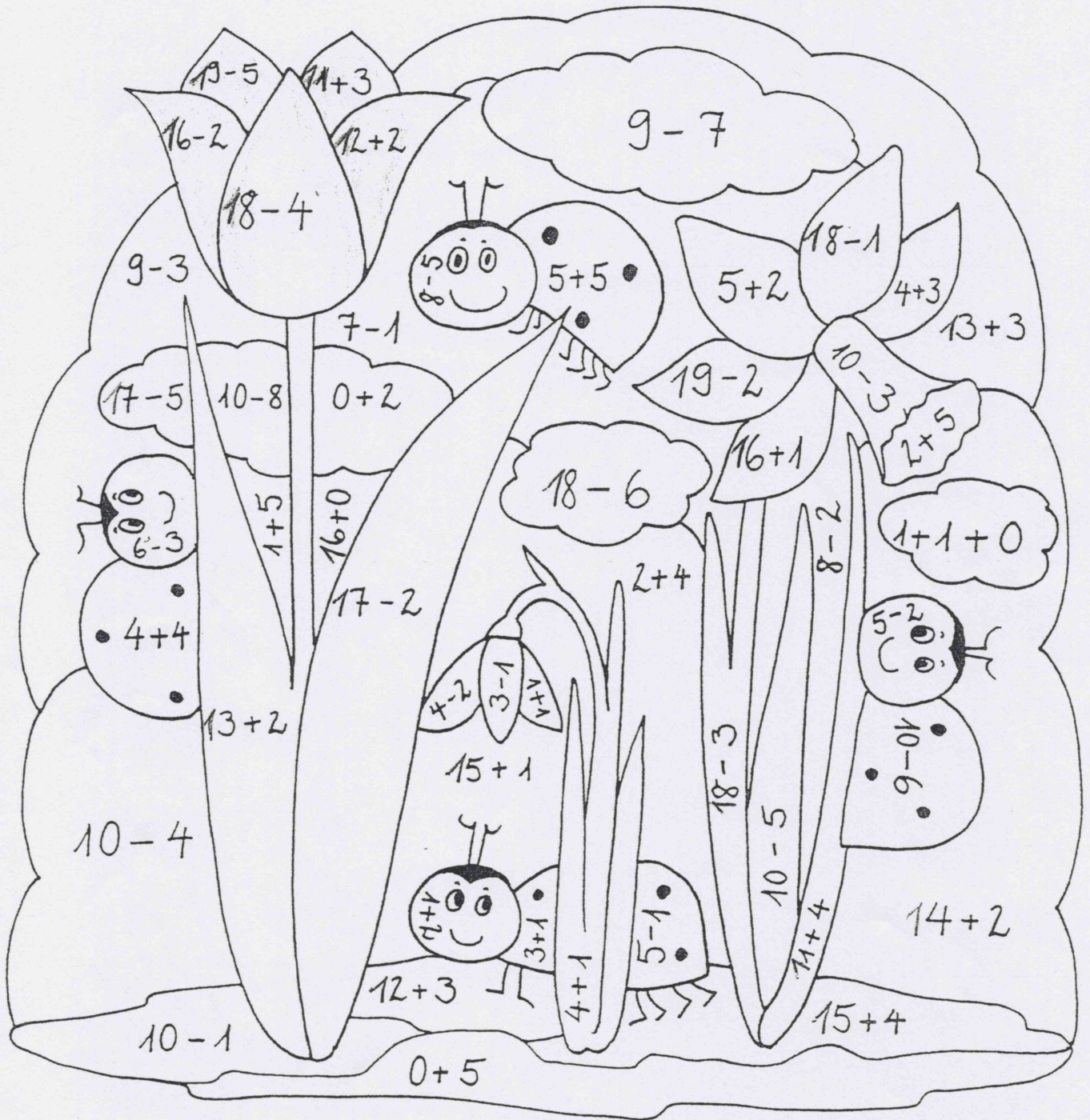
Ich bin leise und sehe ihm nach.

Schreibe sauber ab!


Male nun ein Bild!



# Addieren und Subtrahieren im Zahlenraum bis 20



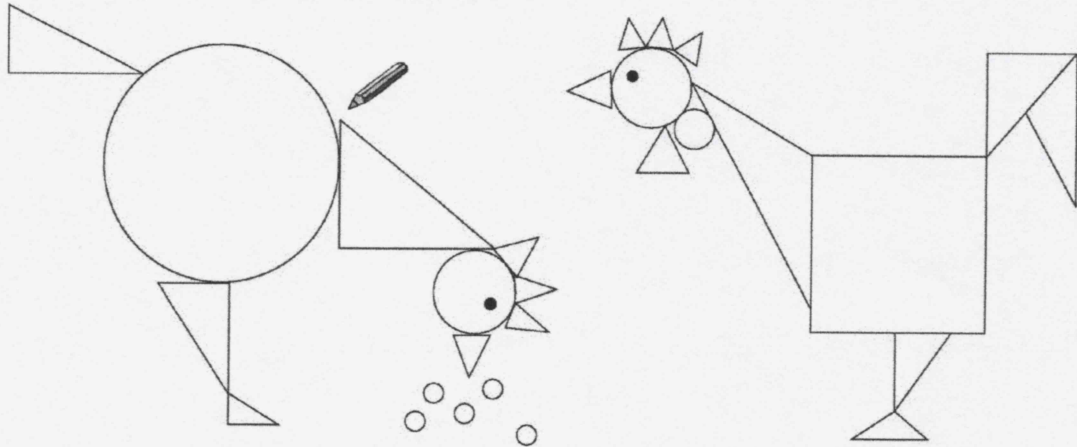
<p>2, 12 = weiß                  3, 13 = grau                  4, 14 = rot</p>	<p>5 = hellgrün                  15 = dunkelgrün                  6, 16 = hellblau                  7, 17 = gelb</p>	<p>8, 18 = orange                  9, 19 = braun                  10 = rosa</p>
--	--	---

Name:

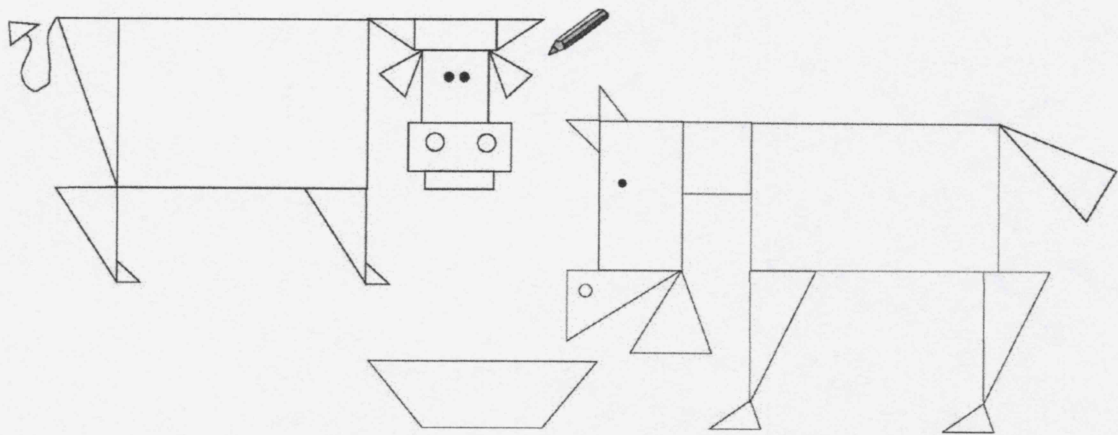
Klasse:

Datum:


1 Färbe: Dreiecke rot, Kreise gelb.



2 Färbe: Kreise rot, Dreiecke braun, Vierecke grau.



3 Färbe: Vierecke rot, Kreise gelb, Dreiecke blau.




Name:

Klasse:

Datum:


- 1 Male immer nur die Hälfte der Kreise aus.  
Schreibe die Aufgaben dazu.



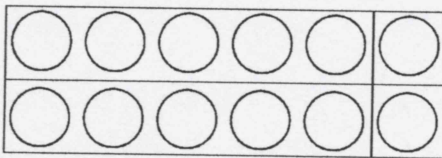
$10 = 5 + \square$



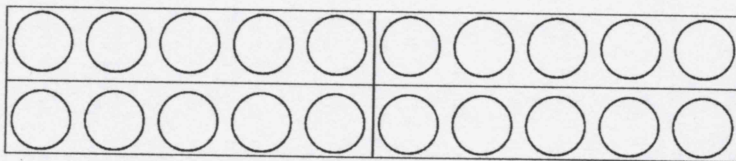
$8 = \square + \square$



$6 = \square + \square$

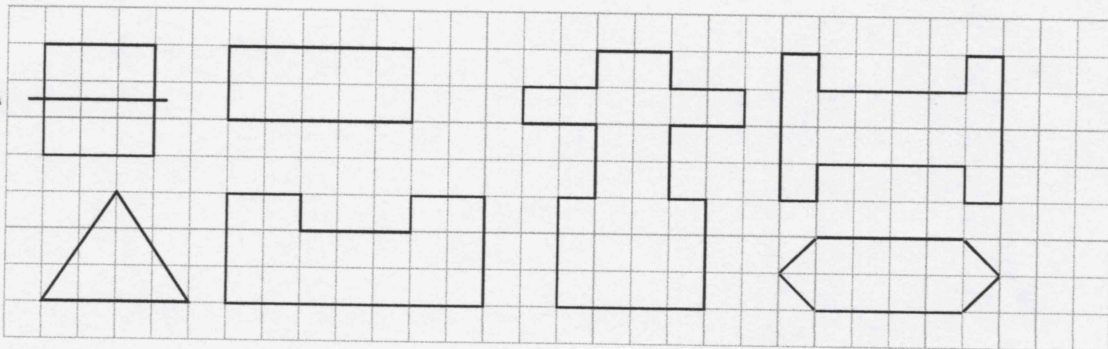


$\square = \square + \square$




$\square = \square + \square$


- 2 Halbiere.



- 3 Halbiere die Anzahl der Münzen.  
Schreibe die passende Aufgabe dazu.



$\square \text{ €} = \square \text{ €} + \square \text{ €}$



$\square \text{ €} = \square \text{ €} + \square \text{ €}$



$\square \text{ €} = \square \text{ €} + \square \text{ €}$